



DENTAL

Operatory Solutions



Designing Better Care



**WE BELIEVE THE COMFORT THAT COMES
FROM BETTER CARE HAPPENS BY DESIGN.**

Define your practice and your patients' experiences with thoughtful design and cutting-edge technology that deliver both ergonomic performance and optimal patient comfort.



Exceed Expectations

Design an operator that supports ergonomic positioning and enhances the point-of-care experience for your patients with more comfortable seating, calming aesthetics and delivery systems designed to soothe.



Table of Contents

- 06 Design for Ergonomics
- 08 Design for Better Workflow
- 10 Design for Adequate Space
- 12 Things to Consider
- 14 Midmark® Operator Packages
- 16 Package 1: Elevance® Pro Package
- 18 Package 2: Ultra Pro Package
- 20 Package 3: Choice Package
- 22 Package 4: Oral Surgery Package
- 24 Midmark Products and Solutions
- 26 Elevance® Dental Chair
- 28 UltraComfort® Dental Chair
- 30 UltraTrim® Dental Chair
- 32 Procenter Delivery
- 34 Asepsis® 21 Delivery
- 35 Asepsis 21 Delivery Carts
- 36 Bien-Air® Handpieces
- 38 Integrated Accessories
- 40 LED Operator Light
- 42 Operator Monitor Mounts
- 44 641 Oral Procedure Chair
- 46 Midmark 255 LED Procedure Light
- 47 Light Configurations
- 48 Operator's and Assistant's Stools
- 49 280 Side Chair and
282 Bariatric Side Chair
- 50 Ultraleather®
- 51 Standard and UltraFree
- 52 See What Our Customers Are Saying
- 54 Tools for Success

Design for Ergonomics



DID YOU KNOW?

It takes less than 2 years for a healthy dental clinician to develop musculoskeletal disorder (MSD) symptoms.¹



80% of dentists in the US suffer from neck, shoulder and back pains.²

A substantial 80% of dentists in the US suffer from neck, shoulder and back pains, which commonly become MSDs.² And these MSDs are one of the top reported reasons for early retirement among dentists.³

The key to increasing career longevity while decreasing pain is proper ergonomics. Protect your long-term health with an environment and equipment designed to promote proper positioning for you, your team and your patients.

1, 2, 3 See back page for details and sources



SUPPORT YOUR BACK

Midmark Dentist's and Assistant's Stools feature multiple points of adjustment for better back support. A contoured seat with a raised front improves weight distribution for a more balanced posture and overall comfort, and waterfall front edges reduce pressure on the backs of the thighs.

SHED SOME LIGHT

Midmark operatory lights provide an ergonomic three-axis design that offers total control with pull, tilt and twist options so you can easily adjust the positioning of your light to avoid eye strain. You can also choose from a variety of mounting options to best fit your treatment room and working style.

RETHINK DENTAL CHAIR ARMRESTS

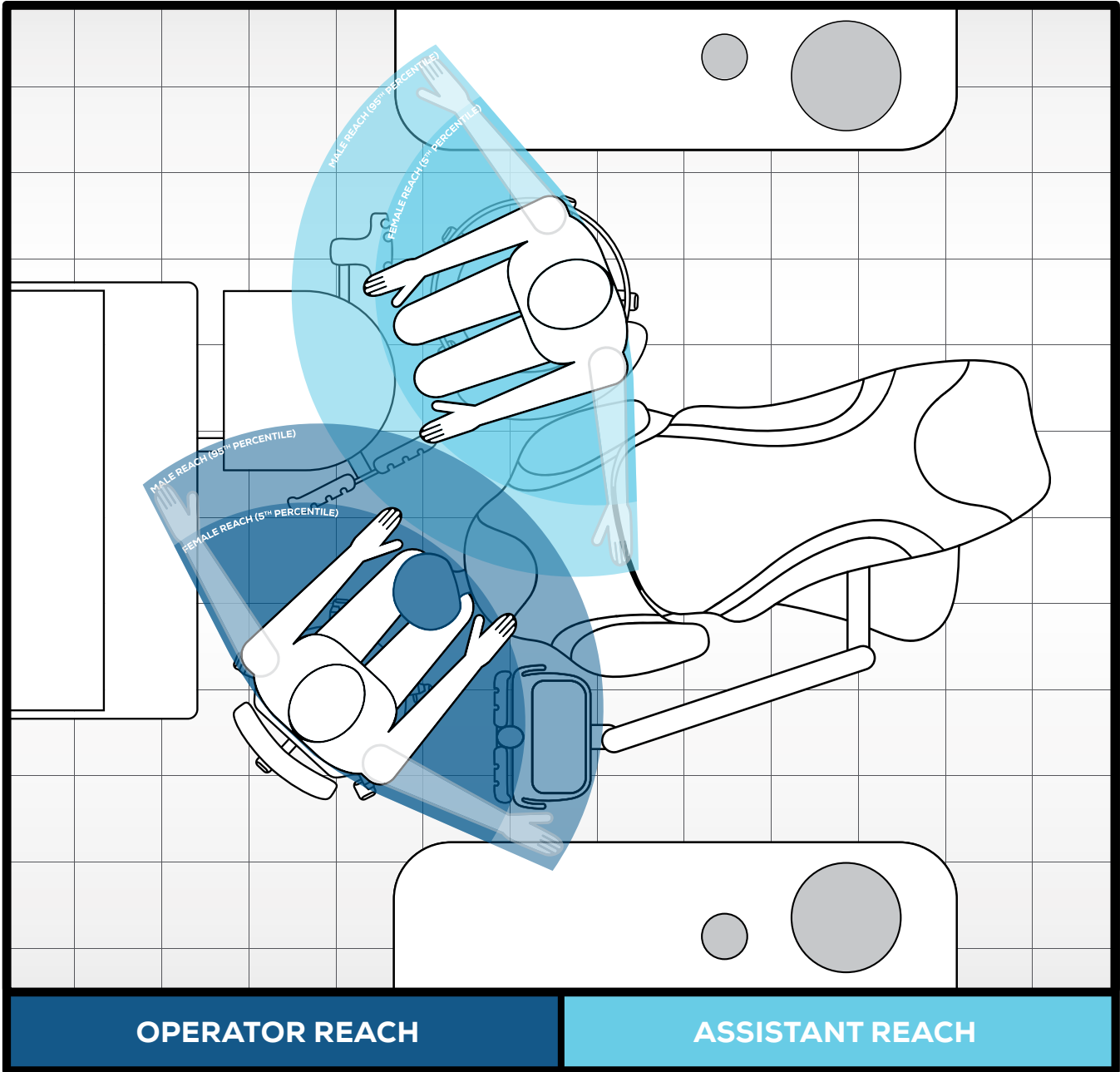
Proper ergonomics relies on proper patient positioning for better access to the oral cavity. For better patient positioning, rethink armrests. Typical dental chair armrests can disrupt a patient's entry and exit to the chair and become "stress grips" for patients, which causes them to scoot down in the chair, creating tension in their hands and shoulders. Midmark integrated armrests are designed to avoid these issues while providing secure patient support.

EASE PATIENT ACCESS



Design for Better Workflow

Easily access your essential instruments, equipment and worksurfaces while limiting repetitive bending and reaching, workflow disruptions and large-scale movements with solutions designed to keep your essentials within reach.

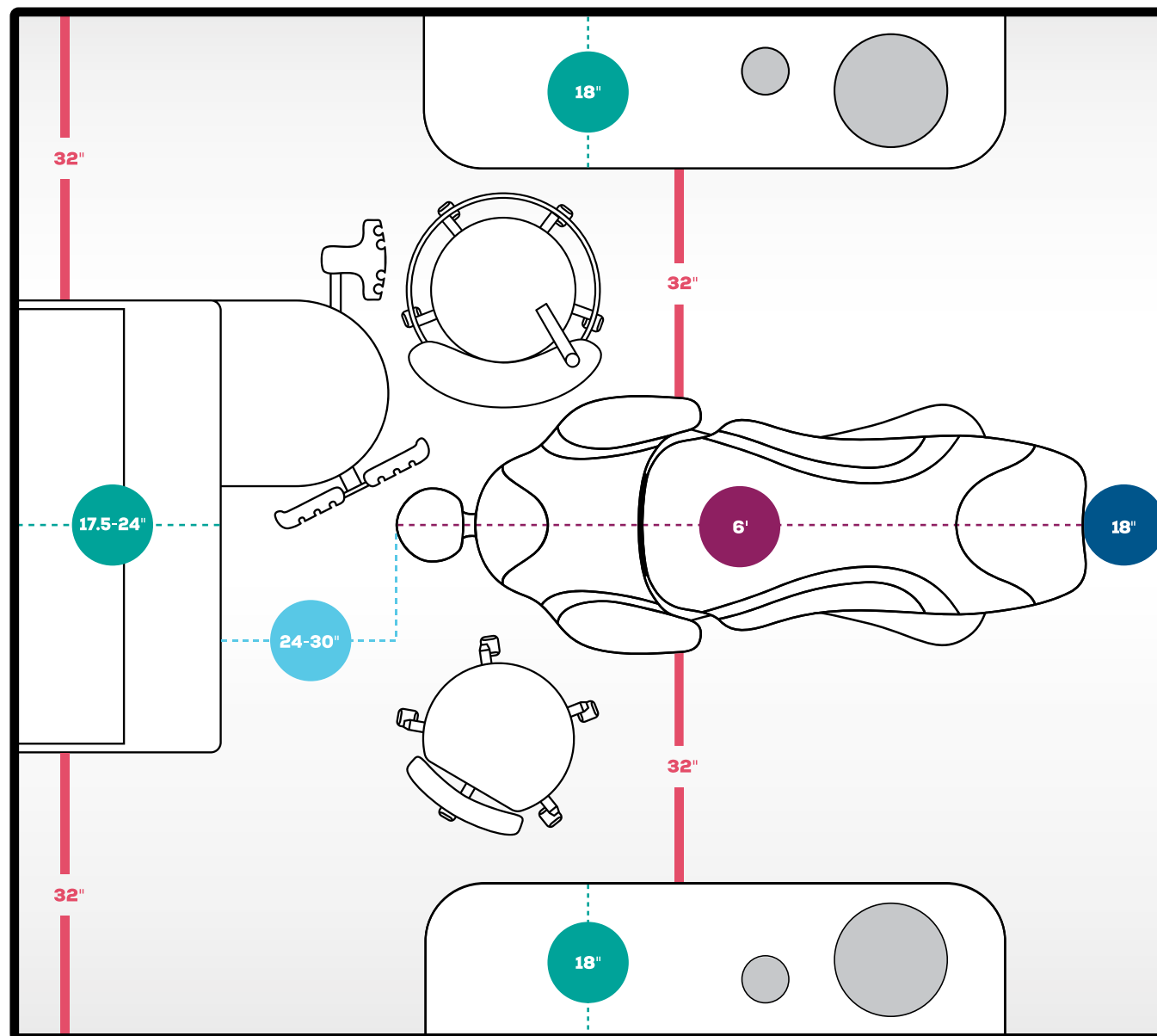


01 Midmark delivery and cabinetry solutions are designed to optimize your ergonomic reach and workflow.

Design for Adequate Space

Best practices recommend planning around 120 square feet per operatory to accommodate your equipment, worksurfaces, ADA clearances, maneuverability and ergonomic positioning. Smaller rooms can limit your worksurfaces and impede your workflow by putting essential components out of reach.

DUAL ENTRY OPERATORY



Start with the dental chair, typically 6' long, as the center of your operatory.



Keep 32" of space in at least one doorway per ADA recommendations. Consider 32" of space between the chair and side cabinet on at least one side of the dental chair for entry and exit.



Add side cabinets, typically 18" deep, and a treatment station, between 17.5" to 24" deep, for adequate storage and instruments within reach.



Add 24" to 30" between the treatment station and fully reclined head of the chair, depending on the unit configuration, to work comfortably from the 10 o'clock to 2 o'clock positions.



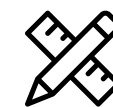
Add 18" at the toe of the chair to maintain clearance for staff, equipment and horizontal travel when raising the chair.



Together, these dimensions and layout help support ideal workflow and ergonomics by including maneuverable space around the chair and placing delivery units, work surfaces and the oral cavity all within your reach.








HORIZONTAL TRAVEL SIT TO STAND



LET US HELP YOU DESIGN YOUR OPERATORY

Midmark design experts are ready to help you create a beautiful and functional space optimized for the way you work. From proper equipment sizing and layout to upholstery colors and cabinetry finishes, we'll work with you to design the best environment for your practice.

Things to Consider

DESIGN CONSIDERATIONS				
CONSIDER	WHY THIS CONSIDERATION IS IMPORTANT	HOW TO SOLVE	MIDMARK SOLUTION	RATE IMPORTANCE <i>(scale of 1–3 where 1 is lowest and 3 is highest)</i>
 <p>Ergonomic workflow Do your operatories help minimize strain and support ergonomic positioning?</p>	About 80% of dentists in the US suffer from musculoskeletal pains. An ergonomic workflow can help protect your long-term health and increase career longevity.	Consider how to keep your essential instruments, equipment and worksurfaces within reach to limit repetitive bending and reaching, workflow disruptions and large-scale movements.	Midmark Design Experts (Call 1.800.MIDMARK)	
 <p>Room size / Adequate space Do your operatories comfortably accommodate your equipment, worksurfaces and ADA clearances?</p>	The right space not only provides room for your essential equipment, but also enough space to accommodate patients of all sizes and abilities.	Consider working with an experienced dental practice designer to make sure your operatory layout is optimal.	Midmark Design Experts (Call 1.800.MIDMARK)	
EQUIPMENT CONSIDERATIONS				
CONSIDER	WHY THIS CONSIDERATION IS IMPORTANT	HOW TO SOLVE	MIDMARK SOLUTION	RATE IMPORTANCE <i>(scale of 1–3 where 1 is lowest and 3 is highest)</i>
 <p>Marketing luxury Have you considered using your dental chair as a marketing tool?</p>	A premium chair not only offers superior functionality and positioning for you, but also luxurious comfort and a spa-like experience for your patients. Your dental chair can be a valuable marketing tool to create an experience your patients won't stop raving about.	Consider a dental chair with a wide range of motion in a small footprint, programmable chair controls, an electronic chair rotation system, and a hydraulic drive system for smooth, quiet and precise operation. Exceed patient expectations with plush upholstery, heat and massage options.	Elevance® Dental Chair	
 <p>Multi-purpose delivery systems Do your delivery units support multiple procedures?</p>	Multi-purpose operatories help optimize space and increase efficiency. If you're planning to include multi-purpose operatories in your practice, you need delivery systems designed to support various procedures.	Consider delivery units with multiple integration capabilities and mounting configurations to support a variety of procedures.	Procenter and Asepsis 21® Delivery Units	
 <p>Right- and left-handed positioning Are your left-handed teammates able to work efficiently and ergonomically in your operatories?</p>	Approximately 12% of the US population is left-handed. ⁴ Accommodating for left- and right-handedness supports ergonomic positioning and easy transitions between clinicians.	Consider equipment configurations that are flexible and designed to accommodate both right-handed and left-handed teammates.	Procenter and Asepsis 21® Delivery Units and Midmark® LED Operatory Light	
 <p>Flexible lighting options Do your lights offer total control with positioning, lighting and mounting options?</p>	Flexible lighting options help accommodate clinician preferences to reduce eye strain and adequately illuminate procedures.	Consider lighting engineered to deliver the true reduced-shadow white light you need for procedures with multiple mounting configurations, light intensities and positioning options.	Midmark® LED Operatory Light	
 <p>Ergonomic clinician seating Does your dental stool support an ergonomic working posture?</p>	"A dentist can spend up to 60,000 hours in a lifetime working in tense and distorted positions with consequent musculoskeletal problems." ⁵ Proper working posture is key to protecting your musculoskeletal health.	Consider stools with multiple points of adjustment to fit each clinician's height and shape, a contoured seat with a raised front to improve weight distribution for more balanced posture and overall comfort, and waterfall front edges to reduce pressure on the backs of the thighs.	Midmark® Operator's and Assistant's Stools	
 <p>Simplified handpiece workflow Do dental instrument delivery and handpiece solutions require more than 2 handpieces for all in-mouth restorative procedures?</p>	Some delivery and handpiece solutions require up to 7 attachments to perform all in-mouth restorative procedures. More handpieces equate to more volume and time in instrument processing, more necessary storage, and more handpiece purchases.	Consider electric-ready delivery and handpiece solutions that require only 2 contra-angle handpieces to perform all in-mouth restorative procedures and endodontics.	Bien-Air® MX2 Plus Micromotor and Handpieces on Midmark® Procenter	

4, 5 See back page for details and sources

Midmark[®] Operator Packages



“We definitely, in looking at the Midmark equipment, noticed that we felt more comfortable. The chairs felt more comfortable for us. The way the units are designed, it worked better for our workflow and how we practice dentistry in our office.”

Dr. Ileana T. Toro, DMD
Village Park Advanced
Cosmetic and Family Dental

PACKAGE 1

Elevance[®] Pro Package

The Midmark Elevance Dental Chair and Procenter Delivery System combine for optimal patient positioning, ideal patient comfort and precise delivery in one sophisticated package.



Elevance Chair – See page 26



Procenter Delivery – See page 32



LED Light – See page 38



Seating – See page 48

PACKAGE 2

Ultra Pro Package

Pair an UltraComfort® or UltraTrim® dental chair and Procenter Delivery System for easy patient access and flexible delivery.



UltraComfort Chair – See page 28



Procenter Delivery – See page 32



LED Light – See page 38



Seating – See page 48

PACKAGE 3

Choice Package

Combine quality and affordability in this value-priced package. Save 20% off retail* when you choose a Midmark UltraComfort® or UltraTrim® chair, Asepsis 21® delivery system, LED operatory light and stools.



UltraTrim Chair – See page 30



Asepsis 21 Continental Delivery – See page 34



LED Light – See page 38



Seating – See page 48

*See back page for details

PACKAGE 4 Oral Surgery Package

Bring the chair access and patient support accessories of the Midmark® 641 Oral Procedure Chair together with the bright illumination of the Midmark 255 LED Procedure Light for a better point-of-care experience.



641 Chair – See page 42



Midmark 255 LED Procedure Light – See page 44

Midmark[®] Products and Solutions



“My patients love the new facility and the Midmark chairs. My team loves that they now have space to work comfortably.”

Thomas C. Volck, DDS
General and
Cosmetic Dentistry

Elevance[®] Dental Chair

Designed to promote proper positioning for you, your team and your patients, the Midmark[®] Elevance Dental Chair combines flexible movement, ideal patient access and luxurious patient comfort for a point-of-care experience your patients won't stop raving about.



FEATURES:

- The Elevance electronic chair rotation system supports ergonomics by keeping you from repeatedly bending over to lock and unlock the chair rotation.
- Available in your choice of Midmark[®] Standard seamless upholstery, plush Ultraleather[®] or a limited-seams version of Ultraleather upholstery.

01 Stand or sit during procedures with the Elevance Cantilever Forward[®] design, which provides a great range of motion while minimizing the floor space needed for full use.

02 Help patients of all sizes feel secure and relaxed with a cast-aluminum chairback and sturdy base design that support up to 450 lb (204 kg) in any chair position.

03 Reduce patient anxiety with the relaxing spa-like experience of plush Ultraleather[®] upholstery and optional SerenEscape[®] heat and massage.

CHAIR CONFIGURATIONS




Chair Only



Left/Right



Console



UltraComfort® Dental Chair

Midmark's UltraComfort dental chair features a chairback with specially designed lumbar support, which helps keep patients supported and comfortable through even the lengthiest of procedures. This chair comes standard with programmable chair controls and a hydraulic drive system for smooth, quiet and precise operation.



CHAIR CONFIGURATIONS



Chair Only



Left/Right



Console



01

FEATURES:

- Available in your choice of limited-seams Midmark® Standard Upholstery, plush Ultraleather® or a limited-seams version of Ultraleather upholstery.

- 01** Adjust the double-articulating headrest to better support a patient's head and neck and put them in proper position for procedures.

UltraTrim® Dental Chair

The Midmark UltraTrim Dental Chair offers exceptional access to the patient with a chairback that is narrower and 40% thinner than our UltraComfort® chairback. The patented chairback design features a cast-aluminum structure that accommodates a wide range of body types and integrated armrests for unencumbered patient entry and exit.



CHAIR CONFIGURATIONS




Chair Only



Left/Right



Console



FEATURES:

- The UltraTrim's thin, narrow cast-aluminum chairback comfortably supports a wide range of body types while providing optimal clinician access to the patient.
- Available in your choice of limited-seams Midmark® Standard Upholstery, plush Ultraleather® or a limited-seams version of Ultraleather upholstery.

01 For better patient positioning, use the headrest as a bullseye. Before your patient sits in the chair, position the headrest high. A high headrest will create a target for the patient's head, helping them stretch to a better position and sit all the way back in the chair.


02 Integrated armrests cradle the patient's elbows and inner shoulders, delivering a comfortable, secure experience.

Procenter Delivery

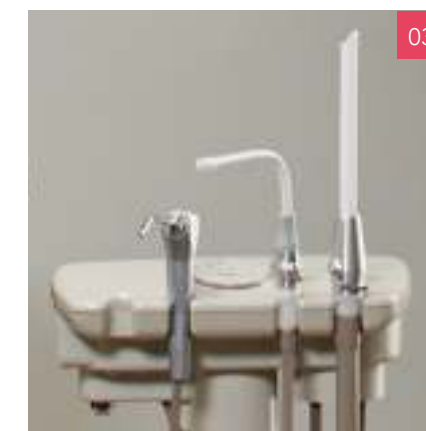
Available in chair, side cabinet, rear cabinet and wall-mounted configurations, the Procenter Delivery System gives you precision, flexibility, and reliability through integrated controls and switches, an exclusive pop-up lid and patented Kink Valve® technology for independent air and water control. Keep your instruments within reach by integrating accessories in up to five positions in addition to the syringe.



01 Meet your workflow needs and keep instruments out of view of your patients with the Procenter Rear Delivery System.



02 Select the smaller, compact size of the Procenter Specialty Cabinet-Mounted Delivery System for your ortho cabinets and carts or a custom application.



03 Get the quality construction of Procenter delivery in the Procenter Assistant's Unit, ideal for the dental assistant and compatible with either Procenter or Asepsis 21® doctor's units.

Asepsis 21[®] Delivery

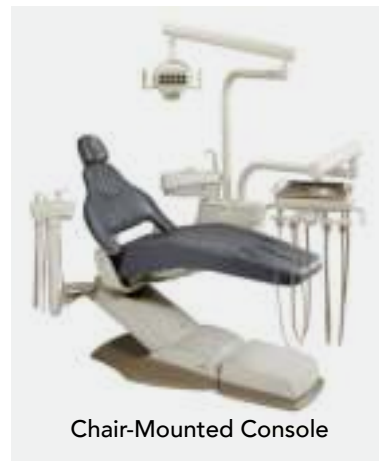
The Asepsis 21 provides reliable delivery in a compact, value-priced package. This unit's surfaces are smooth and easy to clean, and its air and water controls are located beneath a removable top to help protect them from contamination. Integrate accessories in up to five positions in addition to the syringe.




Chair-Mounted Left/Right



Rear Cabinet Mounted




Chair-Mounted Console



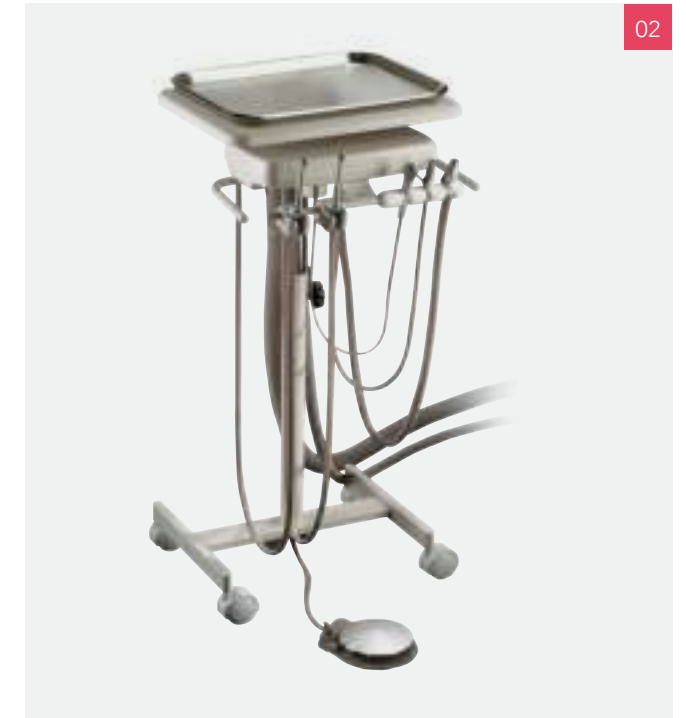
Chair-Mounted Continental (Left/Right or Console)

Asepsis 21 Delivery Carts

Make the most of the space you have. Bring handpieces within ergonomic reach for teammates of all sizes and either handedness. Then tuck the compact delivery cart away when not in use to reclaim space. Choose from three sleek, affordable cart options.



01



02



03

- 01 Doctor's Cart**
Work efficiently with three handpiece positions and a 9 5/8 x 13 5/8 inch stainless steel instrument tray.
- 02 Hygienist's Cart**
Easily access the most used instrumentation for hygienists—the HVE, saliva ejector and syringe. Get a 13 x 18 inch optional work surface on top of two handpiece positions and a 9 5/8 x 13 5/8 inch stainless steel instrument tray.
- 03 Left/Right Duo Cart**
Get three handpiece positions, assistant's instrumentation, a water quick-connect and a 21 x 24 inch stain resistant worksurface, plus your choice of a 9 x 13 inch tray or tub.

Bien-Air® Handpieces



01



01 Bien-Air® Electric Handpieces
Compatible with Midmark® Procenter delivery units, Bien-Air electric micromotor and handpieces enhance simplicity and safety.

We offer the following Bien-Air accessories:

- MX2 Plus Micromotor Systems with Touchpad and Tubing
- NOVA® 1:5 High-Speed Contra-Angle Handpiece
- NOVA 1:1 Low-Speed Contra-Angle Handpiece
- Straight 1:1 Nosecone

NOVA® CONTRA-ANGLE TECHNOLOGY




01

01 Ergonomic Design:
Enjoy proper ergonomic balance, with a small, lightweight handpiece for less strain on the clinician's hand, arm and shoulder.



02

02 Smaller Handpiece Head:
Get remarkable access to the oral cavity and improve patient experience with smaller handpiece heads compared to other leading handpiece solutions.



03

03 Protective Technology:
Reduce the risk of patient soft-tissue burns with CoolTouch+™, the world's first heat-arresting system proven not to exceed human body temperature.



04

04 Reduced Risk of Cross-Contamination:
Reduce risk of cross-contamination with the only autoclavable handpiece anti-retraction valve.



MORE PROCEDURES. FEWER HANDPIECES.

Simplify workflow with the versatility of the newest Bien-Air micromotor and two new contra-angle handpieces, which can perform a broad range of clinical procedures that other solutions require up to seven attachments to complete.

Electric-Ready Delivery Options

- Midmark Delivery with Bien-Air MX2 Plus Single-Motor System
- Midmark Delivery with Bien-Air MX2 Plus Dual-Motor System

Handpieces

- NOVA 1:1 Contra Angle
- NOVA 1:5 Contra Angle
- Straight 1:1 Nosecone

Electric-Ready Compatibility with Midmark Delivery Units

	Factory Installation Available	Field Installation Available
Procenter 12 O'Clock Rear Delivery	✓	✓
Procenter Side Delivery (Left/Right, Console, Wall and Side Cabinet)	✓	✓

Integrated Accessories

Enjoy easy control within arm's reach with these integrated accessories.



01



02

01 Scalers

Compatible with Midmark Procenter and standard L/R and console Asepsis 21 delivery units, these scalers provide the right control for your procedures. We offer the following scalers:

- Dentsply® Cavitrion® Steri-Mate 360 (G139)
- Acteon® Pure Newtron® SLIM
- Acteon Pure Newtron SLIM B.LED Ultrasonic Scaler

02 Curing Light

Compatible with Midmark Procenter delivery units, the Acteon Mini LED Curing Light combines power, efficiency and speed.



03



04



05

03 Cameras

Compatible with Midmark Procenter delivery units, SOPRO® Intraoral Cameras are lightweight, easy to clean and compatible with both analog and digital (USB 2.0) uses. We offer the following SOPRO cameras:

- 617 Camera
- 717 First Camera
- SOPROLIFE® Camera
- SOPROCARE® Camera

04/05 Cuspidors

Cuspidors are available in console-mounted (04) and left/right-mounted (05) options.

LED Operator Light

The energy efficient LED operator light uses only 22 watts of power and provides three light intensity options for bright white light, as well as a true composite-safe setting.



FEATURES:

- In the composite safe setting, Midmark uses filters to remove the 470-nm blue light known to cure composites. We don't just mix colors or add coating to filter out the frequency responsible for composite curing.
- Choose from three light intensities: 15,000 lux; 21,000 lux; or 27,000 lux.

Select between chair (left/right or console), cabinet, wall, ceiling, track or universal mounting options.



Left/Right



Console



Cabinet



Wall



Ceiling



Track



Track Light Monitor



Universal



01 The automatic motion-controlled on/off function of the LED light can be set on the touchpad with the simple touch of a button.

02 The LED operator light maintains a soft, feathered edge to reduce the eye strain associated with sharp contrasts.

03 The ergonomic three-axis design offers total control, with pull, tilt and twist options, as well as easy access to the touchpad.

Operator Monitor Mounts

Enhance the patient experience while improving efficiency with a monitor you can position over the patient or at eye level for chair-side consultation. You and your patient can enjoy unobstructed viewing of digital X-rays, intraoral camera images, patient education and entertainment.



01 The CANVYS® True Flat G Series 21.5" Display is a medical certified (DICOM compliant) monitor made to withstand usage and cleaning procedures found within a dental operator. It features a full HD display with a true flat design and a plane non-reflecting glass surface for easy cleaning and disinfection. The CANVYS True Flat G Series 21.5" Display includes anti-glare glass and is fully IPX1 rated with an IP65 rated front. This display is also LED backlit with low power consumption.



Select mounting options between left/right, track light, console or clamp post.



Left/Right



Track Light Monitor



Console



Clamp Post

641 Oral Procedure Chair

The Midmark® 641 Oral Procedure Chair provides unobstructed access to the patient's oral cavity. It features a narrow chairback, small footprint and tuck-away side rails to help you get as close as you need to the patient and powered base, back, seat and foot sections to vertically position and tilt the chair exactly as you need. The sturdy patient support surface and rigid scissor-lift mechanism help decrease oral cavity movement for more consistent clinical outcomes.

FEATURES:


- A narrow chairback and small footprint provide easy access to the patient.
 - Wireless control options help enhance your workflow and optimize patient safety.
- 01 The wireless control can store up to four preprogrammed positions for quick patient positioning, and the four function, powered movement facilitates a smooth transition.
 - 02 Integrated outlets are conveniently located on the base of the chair.
 - 03 Optional chair arms swivel and lock into different positions to help keep the patient's arms still and in proper position during procedures while maintaining full access.
 - 04 The articulating armboard accessory attaches to either side of the chair to support the patient's arm during procedures and administering of IVs.

Note: The Midmark® 641 Oral Procedure Chair is available in Standard or UltraFree upholstery selections.




CHAIR ACCESSORIES

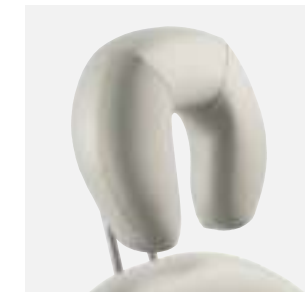
The variety of patient support accessories for the oral procedure chair not only increase comfort for your patients but also assist in ideal head and neck positioning.



Flat headrest



Oval-shaped headrest



U-shaped headrest



Rectangular-shaped headrest



Security straps



Adjustable chair arms



Articulating armboard



Double arm instrument tray



Paper roll holder



Back and base accessory rails



Casters



IV pole

CHAIR POSITIONS

A large range of motion helps facilitate optimum positioning. Hand and foot controls with an auto-return option provide simple, efficient return to the base position for patient entry and exit.



Elevated Flat



Semi-fowler



Trendelenburg



Chair Entry

Midmark® 255 LED Procedure Light

Illuminate your oral procedure or oral surgery site with superior, white, shadow-free light. Over two times brighter (at 7,500 fc) than the most popular halogen light on the market, the Midmark® 255 LED Procedure Light has a color temperature of 4,400 K for a natural, white light comparable to that of noonday sunlight.




01 An integrated on/off switch and dimmer on both sides of the light head provide control in the most convenient place for more efficient use.



Light Configurations

Select your preferred lighting configuration from wall and ceiling mounts to a mobile stand to complement the way you work. Ceiling mounts are available in two height options to accommodate 8-foot ceilings (8' to 8' 11") or 9-foot ceilings (9' to 9' 11") with an optional adapter for 10-foot ceilings. Mobile stands and wall mounts can accommodate a variety of room specifications.



Single Ceiling Mount



Dual Ceiling Mount




Wall Mount



Mobile

Operator's and Assistant's Stools

Reduce the musculoskeletal pain common in dentistry with a stool engineered to deliver exceptional comfort and thoughtful ergonomic design.



FEATURES:

- Improve weight distribution, comfort and posture with a contoured seat with a raised front.
- Reduce pressure on the backs of the thighs with a waterfall front edge.
- Enhance operator comfort with a ratcheted backrest and ratchet-release body support with height adjustment
- Enhance assistant comfort with ratchet-release body support with height adjustment, an optional ratcheted backrest and an integrated footrest.

- 01** Reduce fatigue in the lower back, neck and shoulders with the contoured chairback and optional adjustable armrests on the operator's stool that help support the elbows.




280 Side Chair and 282 Bariatric Side Chair

Coordinate with the rest of your Midmark color palette selections and provide safe, comfortable seating with contoured seat and chairback sections covered in the same easy-to-clean upholstery you use on your dental treatment chairs. These comfortable chairs are perfect for your treatment and greeting rooms.



280 Side Chair



282 Bariatric Side Chair

FEATURES:

- High-impact plastic chair arms are optional for the 280 side chair and standard on the 282 side chair.
- Bring comfort and style together for every body with a 30-inch wide seat and 650-pound weight capacity in the Midmark® 282 Bariatric Side Chair.

- 01** The wall-saver kickback leg design allows you to put the chair close to the wall without damaging it.

- 02** The sturdy, powder-coated black steel tube frame and leveling feet ensure durability and stability.

Ultraleather®

Ultraleather offers beautiful, luxurious, soft surfaces with exceptional durability. In fact, no material comes closer to duplicating the look and styling of leather. With no VOCs, POPs or formaldehyde, Ultraleather is also environmentally friendly. Available in your choice of many standard colors and additional colors by special order.

	Mica (pearlized)		Stone
	Pewter (pearlized)		Eucalyptus
	Lake (pearlized)		Riviera
	Midnight (pearlized)		Raven Wing
	Milkweed		Charcoal
	Papyrus		Dove Grey
	Cashmere		Silver Pearl
	Fudge		Sassy
	Arctic		Apricot
			Red
			Sorbet
			Nile
			Admiral
			Bayou
			Cyan
			Sonora
			Parrot
			Lemon



Standard

Midmark® Standard vinyl upholstery is stain resistant, easy to clean and durable. Available in many trend setting colors to support your brand.

	Mist		Healing Waters
	Stone		Shaded Garden
	Restful Path		Citrus
	Iron Ore		Sandy Retreat
	Lunar Gray		Curative Copper
	Obsidian		Cranberry
	Oasis		Dark Linen
	Soothing Blue		Latte
	Dream		Robust Brown
	Mineral		Deep Earth

UltraFree

Available for your Midmark 641 Oral Procedure Chair, UltraFree by Ultrafabrics® gives you the look and feel of leather with PVC-free material. And now with seamless application, it is easier to clean and disinfect.

	Stone		Spice
	Restful Path		Cranberry
	Obsidian		Dark Linen
	Harbor		Latte
	Wheatgrass		Branch

See What Our Customers Are Saying

“Midmark has been a true partner during our ground up project. We were able to purchase the majority of our equipment from Midmark because of their diverse equipment portfolio. They also align with our values of patient comfort and quality care, which was huge for us. The continued customer support has also been fabulous and they stand behind their equipment.”

Derek W. Jones, DMD
Elizabeth Jones, DMD, MS
Sanford Family Dental



Visit the Midmark Experience Center

A team of Midmark design experts are ready to help you personalize and equip your entire clinical environment from the layout of every room to each sterilizer, chair, door and drawer—down to the smallest detail. Let us help you bring your dental practice vision to life. Call 1.800.MIDMARK or visit midmark.com/experience to get started.

 **DESIGN TOOL**

Find your individual style and visualize how your operatory spaces will look with this interactive design tool.

midmark.com/designtool